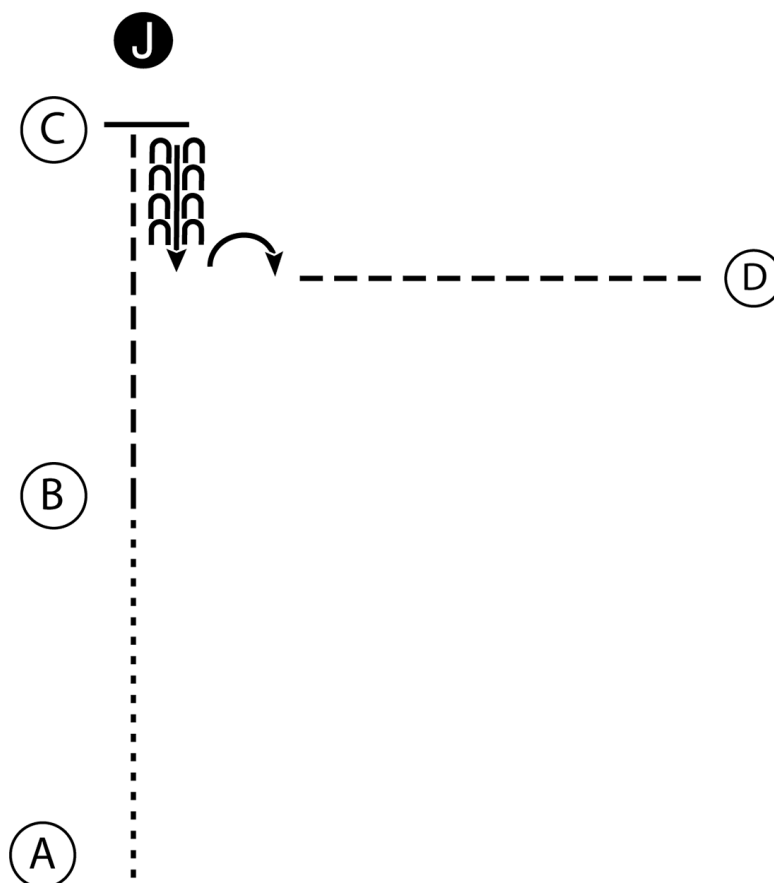


Classes 1, 28, 60


2023 Eastern Region 4-H Horse Show

Showmanship (SR (9th - 12th))

Show Date: June 1-3, 2023



1. Walk from A to B.
2. Trot from B to C.
3. Stop at C and set up for inspection.
4. When dismissed back four steps.
5. Perform a 90 degree turn and trot to D.

Walk
Trot - - - - -
Back ← 
Marker (B)
Judge (J)

[S/2-7]

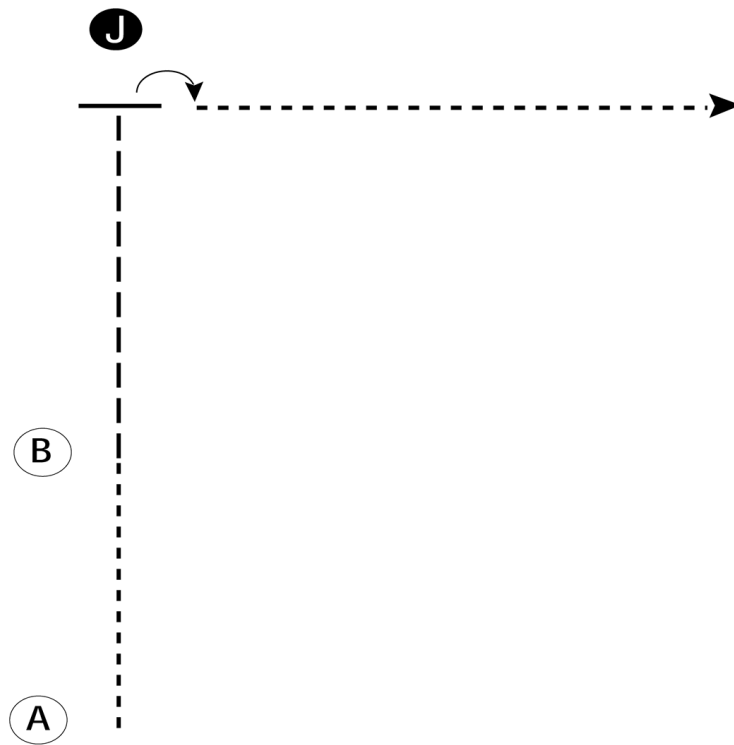
Pattern Provided by:
Rebecca Boggess

Classes 2023 Eastern Region 4-H Horse Show

2, 3, 26, 27, 61, 62

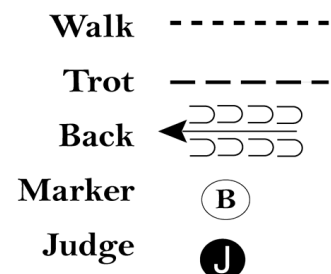
Showmanship (JR (4th - 8th))

Show Date: June 1-3, 2023



Be ready at A.

1. Walk from A to B.
2. Trot from B to the judge.
3. Stop and set up for inspection.
4. When dismissed, turn 90 degrees.
5. Walk away from judge and follow the instructions of your ring steward.



[S/WT-9]

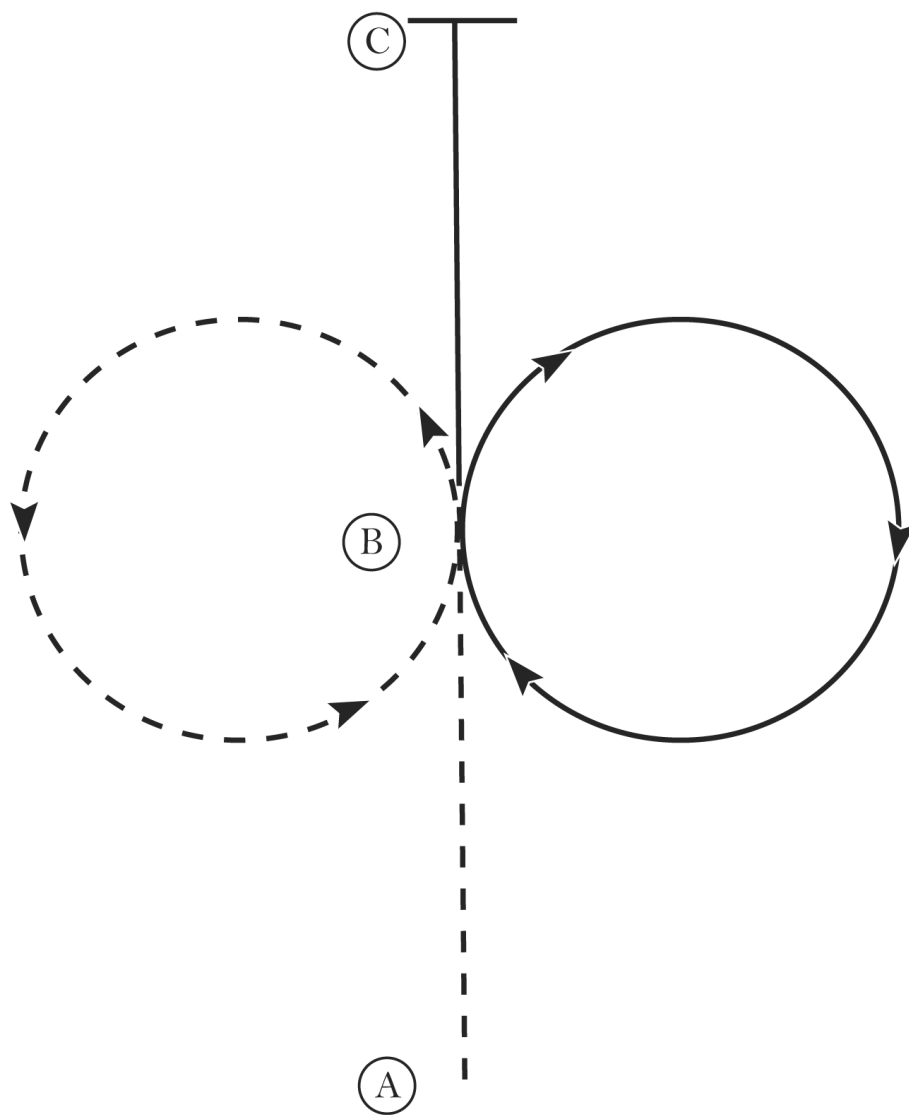
Pattern Provided by:
Rebecca Boggess

Classes 2023 Eastern Region 4-H Horse Show

18 & 19 Western Horsemanship (JR (4th - 8th))

Show Date: June 1-3, 2023

1. Jog A to B
2. At B jog a circle to the left
3. At B lope a circle to the right on the right lead
4. Continue the lope to C
5. At C stop



Walk
Jog	-----
Extended Jog	- - - - -
Lope	—————
Leg Yield	
Lead Change	
Back	
Marker	(B)
Sidepass	

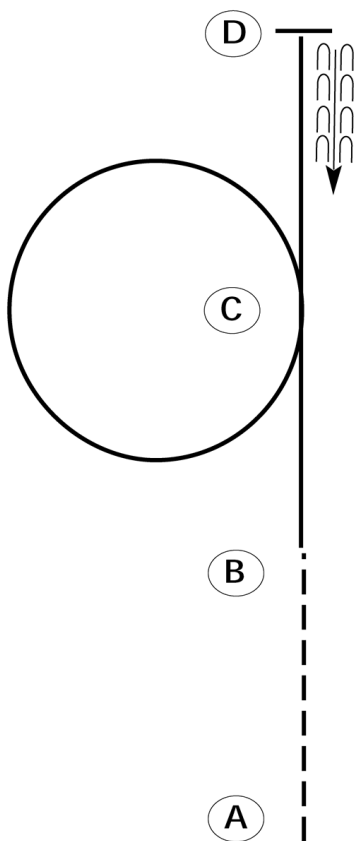
[WH/1-9]

Pattern Provided by:
Rebecca Boggess

Class
20

**2023 Eastern Region 4-H Horse
Show**
Western Horsemanship (SR (9th - 12th))

Show Date: June 1-3, 2023



Be ready at A.

1. Jog from A to B.
2. Lope on the left lead to C and circle to the left.
3. Continue to lope to D.
4. Stop and D and back one horse length.

Retire to the rail or line up at a jog.

Walk	-----
Jog	-----
Extended Jog	-----
Lope	=====
Leg Yield	
Lead Change	—/—
Back	←←←←←
Marker	⊙ B
Sidepass	←-----→

[WH/1-24]

Pattern Provided by:
Rebecca Boggess

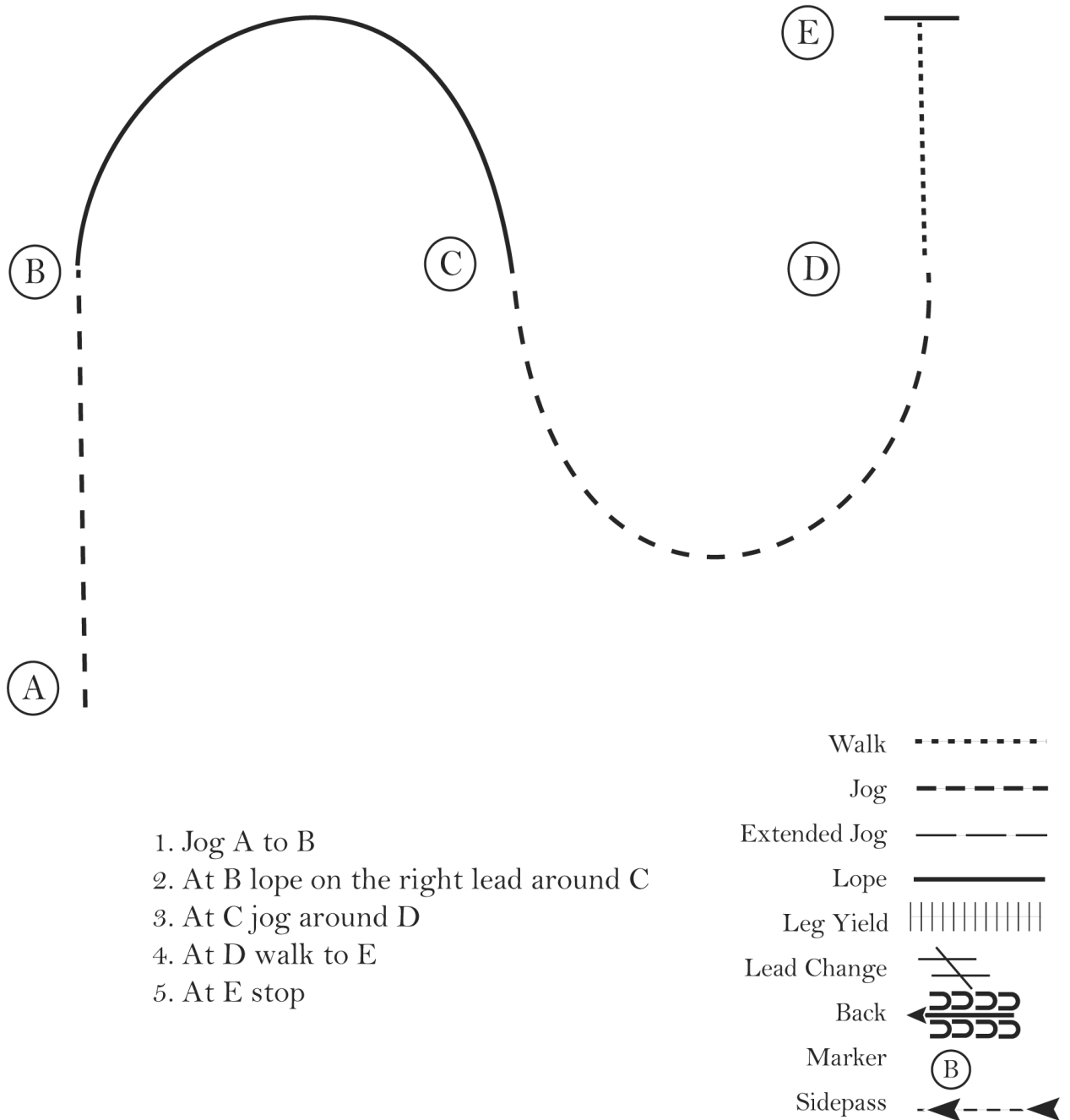
Classes

2023 Eastern Region 4-H Horse Show

42 & 43

Ranch Horsemanship (JR (4th - 8th))

Show Date: June 1-3, 2023



[WH/1-12]

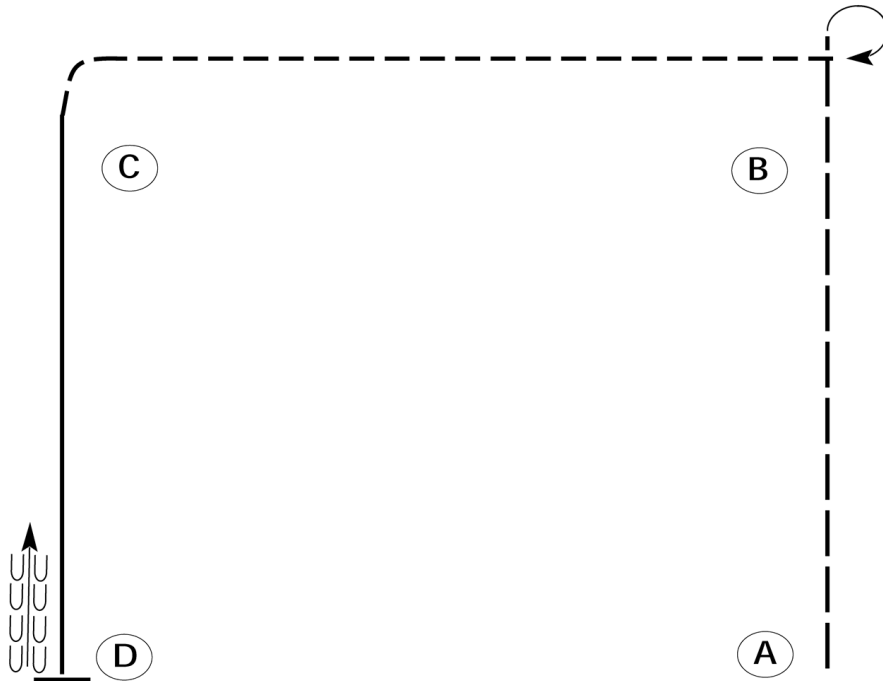
Pattern Provided by:

Rebecca Boggess

Class
44

**2023 Eastern Region 4-H Horse
Show**
Ranch Horsemanship (SR (9th - 12th))

Show Date: June 1-3, 2023



Be ready at A.

1. Extended jog from A to B.
2. Stop past B and execute a 270 degree turn to the right.
3. Jog from B around C.
4. Lope on the left lead from C to D.
5. Stop at D and back one horse length.

Please exit at a jog.

Walk - - - - -

Jog - - - - -

Extended Jog - - - - -

Lope - - - - -

Leg Yield |||||

Lead Change / \

Back < < < < <

Marker (B)

Sidepass < - - - - - >

[WH/1-23]

Pattern Provided by:
Rebecca Boggess