

Logo/Wordmark Downloads

<http://www.utextension.utk.edu/>. Click on Faculty & Staff Resources | Extension Marketing Resources | Logo/Wordmark Downloads

Logo/wordmark artwork must not be altered, distorted, or rearranged. Original image proportions must be maintained. (See p. 11, "The University of Tennessee Graphic Identity Guidelines.")

TIF files using only black and white will appear in your browser and in Windows as black rectangles. This is normal for Grayscale TIFs using transparency. Opening these files in the appropriate publication editor software (e.g., InDesign, Pagemaker, Photoshop, etc.) is recommended.

NOTE: The uncompressed TIF files are very large. The JPG files are much smaller.




[Extension Name/UT Logo, Black \(TIF, 29 K\)](#)
[Extension Name/UT Logo, Black \(JPG, 16 K\)](#)

[Extension Name/UT Logo, Orange \(TIF, 854 K\)](#)
[Extension Name/UT Logo, Orange \(JPG, 23 K\)](#)

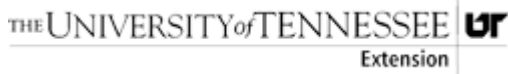
"Unit names may appear with the logo alone, as shown here, if (1) the piece is for an audience already familiar with the logo, or (2) the full name of the institution appears elsewhere on the piece."

— "The University of Tennessee Graphic Identity Guidelines," p. 6

Here's how the Extension name/UT logo can be used on printed materials other than letterhead (note the use of the University wordmark at the bottom):



Indicia can be placed on the back of the piece (or on the bottom of the front of the document, if one page).



[Extension, Horizontal, Black \(TIF, 147 K\)](#)
[Extension, Horizontal, Black \(JPG, 65 K\)](#)



[Extension, Horizontal, Orange \(TIF, 3043 K\)](#)
[Extension, Horizontal, Orange \(JPG, 122 K\)](#)



[Extension, Stacked, no UT \(TIF, 104 K\)](#)
[Extension, Stacked, no UT \(JPG, 78 K\)](#)



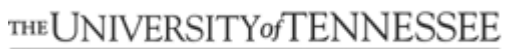
[Extension, Stacked, Orange \(TIF, 997 K\)](#)
[Extension, Stacked, Orange \(JPG, 85 K\)](#)



[Extension, Stacked, Black \(TIF, 122 K\)](#)
[Extension, Stacked, Black \(JPG, 87 K\)](#)



[Extension, no UT \(TIF, 109 K\)](#)
[Extension, no UT \(JPG, 56 K\)](#)



[Horizontal University Wordmark \(TIF, 507 K\)](#)
[Horizontal University Wordmark \(JPG, 42 K\)](#)

Programs in agriculture and natural resources, 4-H youth development, family and consumer sciences, and resource development. University of Tennessee Institute of Agriculture, U.S. Department of Agriculture and county governments cooperating. UT Extension provides equal opportunities in programs and employment.

[Indicia, 5.5 x 8.5 \(GIF, 10 K\)](#)
[Indicia, 5.5 x 8.5 \(JPG, 98 K\)](#)

Programs in agriculture and natural resources, 4-H youth development, family and consumer sciences, and resource development. University of Tennessee Institute of Agriculture, U.S. Department of Agriculture and county governments cooperating. UT Extension provides equal opportunities in programs and employment.

[Indicia, 8.5 x 11 \(GIF, 10 K\)](#) [Indicia, 8.5 x 11 \(JPG, 102 K\)](#)

Programs in agriculture and natural resources, 4-H youth development, family and consumer sciences, and resource development. University of Tennessee Institute of Agriculture, U.S. Department of Agriculture and county governments cooperating. UT Extension provides equal opportunities in programs and employment.

[Indicia, Trifold \(GIF, 9 K\)](#)
[Indicia, Trifold \(JPG, 85 K\)](#)

Indicia

Programs in agriculture and natural resources, 4-H youth development, family and consumer sciences, and resource development. University of Tennessee Institute of Agriculture, U.S. Department of Agriculture and county governments cooperating. UT Extension provides equal opportunities in programs and employment.

Tip:

Create a folder on your computer named UTlogos. Download all the logos that you use (UT, 4-H, TSU, etc.) You will have easy access to these at any time.

4-H Clovers

Use of the 4-H Clover is regulated by the CSREES, USDA National 4-H Headquarters. The 4-H Clover should not be altered and text should not be placed over the official clover.

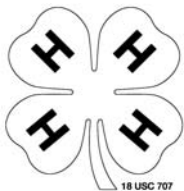
To download graphic files of the 4-H Clover:

Option 1

- Use your Internet browser to locate <http://www.4husa.org/>
- Click **Media Resources** on left menu bar
- At 4-H Marketing Resources page click **Graphics** at the top, bottom or within the text of the page
- The 4-H Graphics are available for download. A link to the National 4-H Headquarters for name and emblem regulations is provided

Option 2

- Use your Internet browser to locate <http://www.national4-hheadquarters.gov/>
- Click **Name & Emblem** tab at the top of the page
- Click drop-down tab for **Regulations for use** or **Download emblems**
- Images are available in ZIP files to download and extract




Clover outline 1



Clover color 1



Clover B W 1



Clover outline 2



Clover color 2



Clover B W 2



4-H Afterschool Logo



4-H Message Graphic